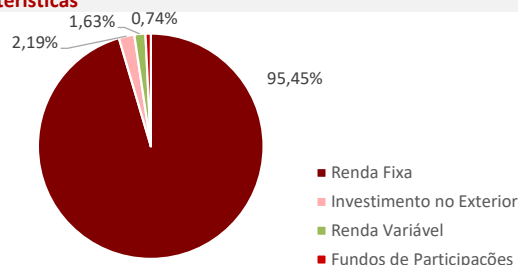


Características



Política de Investimentos: Investe os recursos, principalmente, em cotas de fundos que atuam em diversos mercados, sem o compromisso de concentração em fator de risco específico.

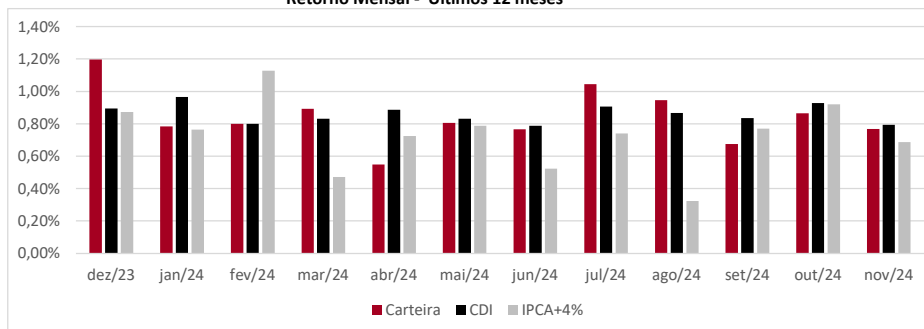
Retorno (%)

	Ano	12 meses	24 meses
Carteira	9,26%	10,57%	23,46%
CDI	9,85%	10,84%	25,57%
IPCA	4,29%	4,87%	9,78%
IPCA+4%	8,12%	9,07%	18,71%
IMA-B5	6,46%	8,02%	20,49%
Poupança	6,41%	7,02%	15,78%
IBOVESPA	-6,35%	-1,31%	11,72%
MSCI Europe	27,11%	30,84%	35,55%

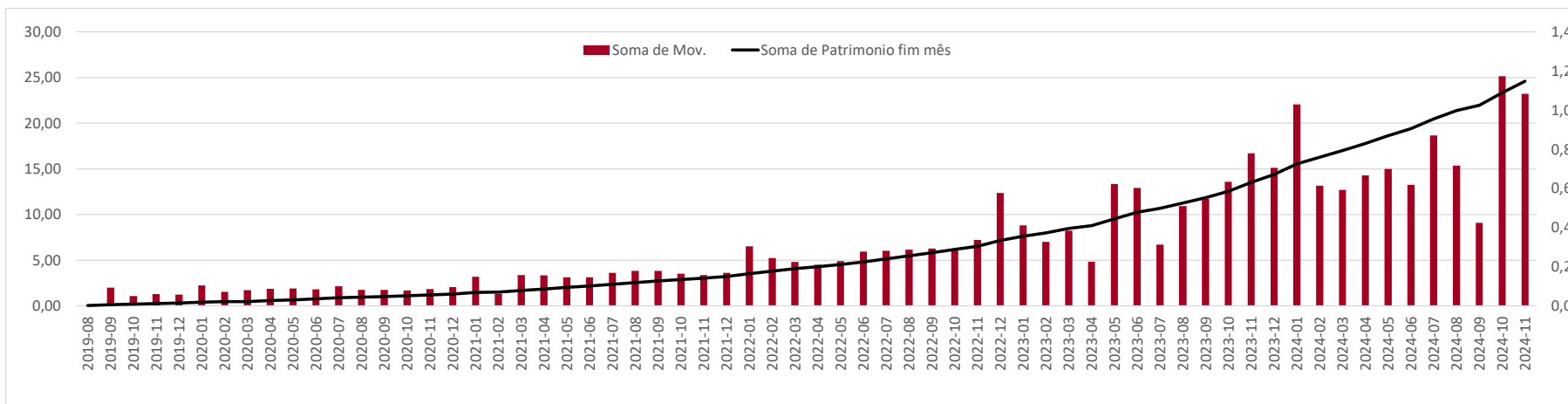
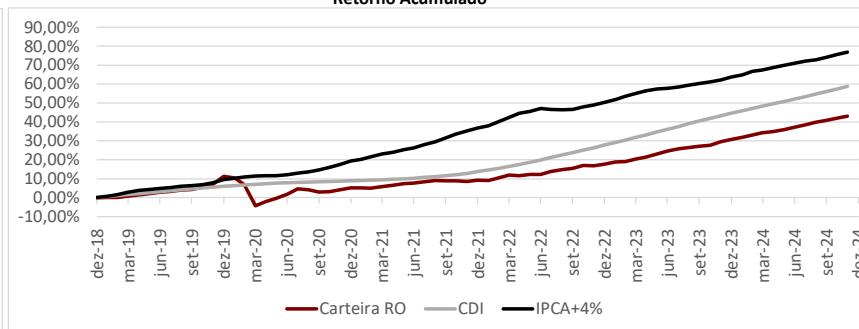
* Cf. MP 567/12

Gráficos

Retorno Mensal - Últimos 12 meses



Retorno Acumulado



Retorno Mensal (%)	nov/24	out/24	set/24	ago/24	jul/24	jun/24	mai/24	abr/24	mar/24	fev/24	jan/24	dez/23
Carteira	0,77%	0,86%	0,67%	0,95%	1,05%	0,77%	0,81%	0,55%	0,89%	0,80%	0,78%	1,20%
CDI	0,79%	0,93%	0,84%	0,87%	0,91%	0,79%	0,83%	0,89%	0,83%	0,80%	0,97%	0,89%
IPCA	0,39%	0,56%	0,44%	-0,02%	0,38%	0,21%	0,46%	0,38%	0,16%	0,83%	0,42%	0,56%
IPCA+4%	0,69%	0,92%	0,77%	0,32%	0,74%	0,52%	0,79%	0,72%	0,47%	1,13%	0,76%	0,87%
IMA-B5	0,36%	0,74%	0,40%	0,59%	0,91%	0,39%	1,05%	-0,20%	0,77%	0,59%	0,68%	1,46%
Poupança	0,57%	0,60%	0,57%	0,57%	0,57%	0,54%	0,59%	0,60%	0,53%	0,51%	0,59%	0,57%
IBOVESPA	-3,12%	-1,60%	-3,08%	6,54%	3,02%	1,48%	-3,04%	-1,70%	-0,71%	0,99%	-4,79%	5,38%
MSCI Europe	2,83%	-0,27%	-3,38%	3,61%	3,98%	3,53%	5,51%	1,01%	3,58%	2,01%	2,14%	2,93%

Composição da Carteira Retorno Nominal em % | Retorno Relativo ao índice de referência

Performance dos Fundos em Carteira			Mês		Ano		12 meses		Início do investimento		Volatilidade	Patrimônio R\$	
Nome	Índice ref.	% PL	Início	Nominal	Relativo	Nominal	Relativo	Nominal	Relativo	Nominal			Relativo
Itaú Institucional RF Referenciado DI	CDI	14,66%	15/fev/24	0,80%	100,64%					8,71%	103,76%	0,06%	R\$ 3.605.865,46
MAG Renda Fixa FI	CDI	14,14%	13/set/23	0,80%	100,30%	10,02%	101,72%	11,12%	102,62%	13,97%	102,56%	0,22%	R\$ 3.478.546,15
Itaú Soberano RF Simples LP FICFI	CDI	9,51%	02/set/19	0,79%	100,17%	9,81%	99,52%	10,83%	99,99%	51,45%	98,40%	0,03%	R\$ 2.338.429,28
Bradesco RF Referenciado DI Federal E	CDI	9,35%	12/ago/24	0,79%	99,34%					3,09%	98,37%	0,03%	R\$ 2.299.969,58
Itaú Inst Global Dinâmico RF	CDI	8,87%	20/fev/20	0,82%	104,02%	9,93%	100,78%	11,23%	103,64%	51,77%	105,97%	0,59%	R\$ 2.181.398,36
Itaú Inst RF Inflação 5 FICFI	IMA-B5	6,00%	19/jun/19	0,34%	-0,01%	6,28%	-0,18%	7,89%	-0,12%	55,64%	-1,61%	1,64%	R\$ 1.475.878,22
Santander RF Ref DI Tit Público Hiper	CDI	4,51%	21/nov/24	0,81%	101,74%					0,25%	101,12%	0,04%	R\$ 1.109.589,66
BNP Paribas Cred Inst FICFI RF CP LP	CDI	3,70%	11/out/23	0,83%	104,47%	10,55%	107,11%	11,69%	107,90%	13,55%	108,04%	0,07%	R\$ 910.383,19
BTG Pactual Explorador Inst FI RF LP	CDI	3,32%	13/mar/24	0,61%	77,02%					4,90%	65,13%	1,26%	R\$ 817.516,26
Bradesco Inst FIC FI RF IMA-B5	IMA-B5	3,22%	16/ago/23	0,33%	-0,02%	6,15%	-0,31%	7,75%	-0,27%	9,12%	-0,44%	1,67%	R\$ 793.045,30
BTG Pactual Créed Corp I FIQFI RF CP	CDI	2,83%	30/ago/21	0,85%	107,27%	12,09%	122,68%	13,38%	123,53%	49,35%	115,29%	0,27%	R\$ 695.775,55
Porto Seguro RF DI CP	CDI	2,54%	18/jul/24	0,81%	101,74%					4,01%	104,55%	0,13%	R\$ 624.050,02
Sul America Cred Institucional ESG FI R	CDI	2,28%	21/jun/23	0,83%	104,04%	12,25%	124,29%	13,45%	124,13%	21,61%	126,99%	0,32%	R\$ 560.217,62
Tivio Banks RF Crédito Privado FI	CDI	2,23%	10/nov/23	0,80%	100,86%	10,32%	104,70%	11,39%	105,15%	12,04%	104,73%	0,06%	R\$ 549.803,51
Inter Corporate RF Crédito Privado	CDI	2,15%	15/mar/24	0,81%	101,79%					5,83%	102,64%	0,07%	R\$ 529.174,42
Schroder Sustent Ações Globais IS IE	MSCI World	1,79%	24/mar/24	4,83%	-4,62%					19,83%	-9,51%	15,52%	R\$ 439.999,61
Bela Cintra FI RF	IPCA+4%	1,38%	13/nov/13	0,76%	0,08%	8,84%	0,71%	10,11%	1,04%	244,96%	37,62%	0,42%	R\$ 340.725,22
Santander RF IMA-B5 Premium FICFI	IMA-B5	1,33%	18/dez/23	0,33%	-0,02%	6,22%	-0,24%			6,75%	-0,25%	1,65%	R\$ 326.510,48
Sul América Excellence FI RF CP	CDI	1,32%	24/jan/23	0,81%	101,66%	11,53%	117,00%	12,60%	116,24%	25,71%	111,25%	0,24%	R\$ 324.439,87
Itaú Institucionais Legend RF LP Fc	CDI	1,06%	02/out/19	1,09%	137,24%	12,36%	125,44%	13,92%	128,43%	61,40%	119,11%	1,44%	R\$ 259.975,32
AZ Quest Small Mid Caps Inst. FICFIA	SMLL	0,90%	09/jun/20	-0,40%	4,08%	0,40%	19,07%	6,20%	19,13%	15,87%	33,03%	11,79%	R\$ 221.796,37
XP Corporate Light FI RF CP LP	CDI	0,87%	24/jan/23	0,81%	102,37%	10,98%	111,44%	12,19%	112,54%	24,91%	107,79%	0,27%	R\$ 214.920,16
Itaú Inst BOV11 FIC FIA	Ibovespa	0,53%	04/ago/23	-3,18%	-0,06%	-6,07%	0,28%	0,05%	1,35%	5,77%	0,62%	12,53%	R\$ 130.860,39
Vot Allianzgi Euro Eq Growth FIM IE	MSCI Europe	0,40%	22/mar/19	1,45%	-1,38%	21,01%	-6,10%	29,17%	-1,66%	100,97%	10,68%	16,88%	R\$ 98.153,51
BTGP Economia Real FIP Multi	IPCA+6,5%	0,31%	19/out/20	-0,16%	-1,03%	2,36%	-8,15%	2,19%	-9,50%	108,80%	39,99%		R\$ 75.085,15
BTG Pactual Economia Real II FIPM CL	IPCA+8%	0,27%	04/mar/23	-0,80%	-1,77%	0,95%	-11,00%	-2,48%	-15,74%	-15,86%	-35,73%		R\$ 65.308,48
Vinci Selection Equities FIA	Ibovespa	0,19%	30/nov/22	-4,05%	-0,93%	-8,70%	-2,35%	-2,31%	-1,01%	4,80%	-6,92%	12,75%	R\$ 47.337,67
Itaú Institucional Optimus RF LP FICFI	CDI	0,19%	29/abr/22	1,16%	145,94%	11,40%	115,68%	12,54%	115,75%	36,04%	102,61%	0,72%	R\$ 46.683,48
BTG Pactual Inv de Impacto FIP Mult	IPCA+6,5%	0,16%	30/ago/21	-0,08%	-0,95%	13,41%	2,90%	13,17%	1,48%	22,26%	-25,24%	21,92%	R\$ 40.488,77
Patrimônio Total:											R\$	24.601.927,06	